



VISUAL COMMUNICATION CATALOGUE VERSION 7.1

CATEGORY	PAGE
Whiteboards	5 - 11
Glassboards	12 - 19
Planner Boards	20 - 21
Mobile Whiteboards	22 - 23
Flip Charts	23
Easels	24
Lecterns	24
Cabinet Whiteboards	25
Blackboards	25
Accessories	26 - 27
Room Dividers	28, 29, 37
Presentation Panels	29
Pin Boards	30 - 36
Echopanel	37
Projection Screens	38 - 39
Laser Pointers	39
Projection Stands	39
Electric Copy Boards	40
Projector Equipment	41
Notice Cases and Snap Frames	42 - 46
Height Adjustable Tables	47
New Release Products	48
INDEX	49
Installation Form and Guide	50 - 52



Symbol Key



Magnetic
Receptive



Dry wipe
Surface



Pinnable
Surface



Velcro
Receptive



Reversible
Surface



Height
Adjustable



Duration of
Guarantee



Snapboard
app included

Communicate Magnetic Whiteboards

Excellent hardwearing magnetic surface for general use applications. For use with drywipe pens. Can be mounted landscape or portrait. Aluminium frame, concealed corner mounting supplied with pen tray and fixings. Surface guaranteed for 8 years.

- 4 free coloured magnets with every board
- Ideal for all lighter to medium whiteboard writing users

Code	Description	Size (mm)
VB6045	Communicate Magnetic Whiteboard	600 x 450
VB9060	Communicate Magnetic Whiteboard	900 x 600
VB9090	Communicate Magnetic Whiteboard	900 x 900
VB1290	Communicate Magnetic Whiteboard	1200 x 900
VB1212	Communicate Magnetic Whiteboard	1200 x 1200
VB1590	Communicate Magnetic Whiteboard	1500 x 900
VB1512	Communicate Magnetic Whiteboard	1500 x 1200
VB1890	Communicate Magnetic Whiteboard	1800 x 900
VB1812	Communicate Magnetic Whiteboard	1800 x 1200
VB2112	Communicate Magnetic Whiteboard	2100 x 1200
VB2412	Communicate Magnetic Whiteboard	2400 x 1200
VB3012	Communicate Magnetic Whiteboard	3000 x 1200



8 Year

Porcelain Whiteboards



25 Year

Porcelain surface (or vitreous enamel) whiteboards are ideal for heavy duty use such as schools, higher education, conference centres and medical facilities. Concealed wall fittings. Long Life 25 year guarantee.

- Magnetic Surface
- Full length aluminium pentray
- Standard aluminium frame with galvanised steel sheet backing.

Code	Description	Size (mm)
PB9060	Porcelain Whiteboard	900 x 600
PB9090	Porcelain Whiteboard	900 x 900
PB1260	Porcelain Whiteboard	1200 x 600
PB1290	Porcelain Whiteboard	1200 x 900
PB1212	Porcelain Whiteboard	1200 x 1200
PB1590	Porcelain Whiteboard	1500 x 900
PB1512	Porcelain Whiteboard	1500 x 1200
PB1890	Porcelain Whiteboard	1800 x 900
PB1812	Porcelain Whiteboard	1800 x 1200
PB2112	Porcelain Whiteboard	2100 x 1200
PB2412	Porcelain Whiteboard	2400 x 1200
PB3012	Porcelain Whiteboard	3000 x 1200
PB3612	Porcelain Whiteboard	3600 x 1200


Note 3000x1200 sizes and over may incur a separate delivery/pallet charge depending on delivery address.

Premium Escribe Porcelain Whiteboards

Make that visual impact with our premium "Escribe" border whiteboard (porcelain). 45mm satin silver border with black moulded corners and vertical side section. Perfect for Board rooms and managerial offices.

- Concealed wall fixing - through the corners.
- Depth from the wall is 22mm

Code	Description	Size (mm)
MBP4-E	Premium Escribe Porcelain Whiteboards	1200 x 900
MBP5-E	Premium Escribe Porcelain Whiteboards	1200 x 1200
MBP7-E	Premium Escribe Porcelain Whiteboards	1500 x 1200
MBP9-E	Premium Escribe Porcelain Whiteboards	1800 x 1200
MBP11-E	Premium Escribe Porcelain Whiteboards	2400 x 1200
MBP12-E	Premium Escribe Porcelain Whiteboards	3000 x 1200



25 Year

Made to order
7 to 10 Days

Projection Porcelain

A whiteboard and projection screen in one. 60% less glare reflection than our standard porcelain whiteboards. Recommended if your needs are 80% projection and 20% writing.

- Low glare matt surface ... and erasable !
- Standard aluminium frame with galvanised steel backing sheet.
- Ideal for Interactive PROJECTORS
- A fixed solid projection screen that also allows you to write on !

Code	Description	Size (mm)
MBP5-P	Projection Porcelain	1200 x 1200
MBP7-P	Projection Porcelain	1500 x 1200
MBP9-P	Projection Porcelain	1800 x 1200
MBP10-P	Projection Porcelain	2000 x 1200
MBP11-P	Projection Porcelain	2400 x 1200
MBP12-P	Projection Porcelain	3000 x 1200

NOTE : For best results we recommend cleaning with our MAGIC WIPE - wet wipe



25
Year

Made to order
7 to 10 Days

Projection Escribe



When you want something better for your office Escribe executive border projection screen gives that smart look and feel. 45mm satin silver aluminium border, black moulded vertical side sections. Concealed wall fixtures through corners

- Escribe aluminium frame

Code	Description	Size (mm)
MBP5-EP	Projection Escribe	1200 x 1200
MBP7-EP	Projection Escribe	1500 x 1200
MBP9-EP	Projection Escribe	1800 x 1200
MBP10-EP	Projection Escribe	2000 x 1200
MBP11-EP	Projection Escribe	2400 x 1200

NOTE : For best results we recommend cleaning with our MAGIC WIPE - wet wipe



25
Year

Projection Edge

For a slim and sophisticated look the Visionchart Edge is what you need. The Visionchart LX8000 L frame provides a frameless appearance that complements any modern décor.

Reverse mounted aluminium batten fixing supplied. No visible hooks.

Code	Description	Size (mm)
LX8-1512-P	Projection Edge LX8000	1500 x 1190
LX8-1812-P	Projection Edge LX8000	1800 x 1190
LX8-2012-P	Projection Edge LX8000	2000 x 1190
LX8-2412-P	Projection Edge LX8000	2400 x 1190
LX8-3012-P	Projection Edge LX8000	3000 x 1190

NOTE : For best results we recommend cleaning with our MAGIC WIPE - wet wipe



25
Year

Gemini - Reversible Whiteboard and Pinboard



Excellent hardwearing magnetic surface for general use applications. For use with drywipe pens. Can be mounted landscape or portrait. Aluminium frame, concealed corner mounting supplied with pen tray and fixings. Surface guaranteed for 5 years.

- Value for money enviro sustainable whiteboard/pinboard.
- Fully reversible frame - looks the same from both sides !
- Pinboard is made from Bioboard - 100% environment friendly.
- Frame face is 22mm .. with a depth from the wall of 12mm.

Code	Description	Size (mm)
VB0001	Gemini - Reversible Whiteboard & Pinboard	900 x 600
VB0002	Gemini - Reversible Whiteboard & Pinboard	1200 x 900
VB0003	Gemini - Reversible Whiteboard & Pinboard	1500 x 900



Combi Whiteboard and Corkboard



Singled sided 1/2 magnetic whiteboard, 1/2 cork board. Practical and versatile great for staff rooms, and notice areas

- Stylish aluminium frame with concealed fixings.
- Magnets supplied.

Code	Description	Size (mm)
VCB9060	Combi Whiteboard and Corkboard	900 x 600
VCB1290	Combi Whiteboard and Corkboard	1200 x 900




Classic Combo Whiteboard and Corkboard

Perfect for students, small office, home office and personal work stations. White plastic frame with moulded corners. Comes with magnetic buttons, dry erase marker and push pins.

- Whiteboard panel measures : 540 x 313mm
- Cork panel measures 540 x 75mm. Overall size is 585 x 430mm.
- Magnetic whiteboard and combination Cork panel.
- White plastic frame, moulded round corners

Code	Description	Size (mm)
VB0012	Classic Combo Whiteboard & Corkboard	585 x 430



'Edge' Architectural Framed Whiteboards



Designer Range - EDGE LX7000 Whiteboard Architectural



Specifically created for the architectural and commercial designer market. The Visionchart EDGE LX7000 frame provides a stylish ultra slim frame for communication boards that enhances any modern office or workspace.

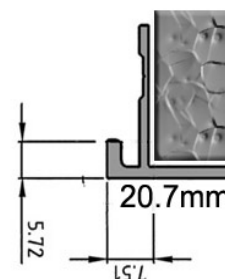
Satin silver edgeless frame with rear mounting split brackets completely hide all fixtures from the board face providing a totally clean and visually appealing look.

12 standard sizes available however panels can be any size up to 3000 x 1200mm. Our low profile 3mm edge boards can be mounted side by side, virtually seamlessly to create a communication wall.

Whiteboard panels can be matched with any notice board or material panel required also using the EDGE LX7000 slim frame to fully integrate with your office décor.



Code	Description	Size (mm)
LX7-9060-M	EDGE LX7000 Whiteboard Architectural	900 x 600
LX7-9090-M	EDGE LX7000 Whiteboard Architectural	900 x 900
LX7-1290-M	EDGE LX7000 Whiteboard Architectural	1200 x 900
LX7-1212-M	EDGE LX7000 Whiteboard Architectural	1200 x 1200
LX7-1590-M	EDGE LX7000 Whiteboard Architectural	1500 x 900
LX7-1512-M	EDGE LX7000 Whiteboard Architectural	1500 x 1200
LX7-1890-M	EDGE LX7000 Whiteboard Architectural	1800 x 900
LX7-1812-M	EDGE LX7000 Whiteboard Architectural	1800 x 1200
LX7-2012-M	EDGE LX7000 Whiteboard Architectural	2000 x 1200
LX7-2112-M	EDGE LX7000 Whiteboard Architectural	2100 x 1200
LX7-2412-M	EDGE LX7000 Whiteboard Architectural	2400 x 1200
LX7-3012-M	EDGE LX7000 Whiteboard Architectural	3000 x 1200



Magnetic Pen Tray

Strong magnetic pen tray with deep channel. Highly versatile. Place anywhere you like - great for magnetic flip chart boards.

Code	Description
VRD1890-PL	Magnetic Pen Tray White - 600mm removable



Don't just paint the wall, create an inspiration space where ideas can come to life.



Powder Coated Frame - Pearl White or Black ... Aluminium Frame

The LX7000 EDGE aluminium frame can be powder coated in most colours to further enhance its slim frame line appeal with customer requirements. The coloured EDGE frame creates contrast - focal point aiding communication whilst blending with décor.

Code	Description	Size (mm)
LX7-9060-MC	EDGE LX7000 Powder Coated Frame	900 x 600
LX7-9090-MC	EDGE LX7000 Powder Coated Frame	900 x 900
LX7-1290-MC	EDGE LX7000 Powder Coated Frame	1200 x 900
LX7-1212-MC	EDGE LX7000 Powder Coated Frame	1200 x 1200
LX7-1590-MC	EDGE LX7000 Powder Coated Frame	1500 x 900
LX7-1512-MC	EDGE LX7000 Powder Coated Frame	1500 x 1200
LX7-1890-MC	EDGE LX7000 Powder Coated Frame	1800 x 900
LX7-1812-MC	EDGE LX7000 Powder Coated Frame	1800 x 1200
LX7-2012-MC	EDGE LX7000 Powder Coated Frame	2000 x 1200
LX7-2112-MC	EDGE LX7000 Powder Coated Frame	2100 x 1200
LX7-2412-MC	EDGE LX7000 Powder Coated Frame	2400 x 1200
LX7-3012-MC	EDGE LX7000 Powder Coated Frame	3000 x 1200

Custom sizes & colour made to order



Designer Range - EDGE LX8000 Whiteboard Architectural (Magnetic)



When quality and style count the Visionchart Edge LX-8000 Porcelain board is the industry leading standard. The frame is aesthetically designed to be minimalist. A 4mm lip in the aluminium profile covers and protects the cut edge of the porcelain board surface.

Designed to be installed with no visible fixings. A Communication wall can be created with unlimited board modules butt joined side by side. Maximum module is 3000 x 1170mm.

For a more seamless look we recommend white powder-coated frames.

The Porcelain (Vitreous Enamel) surface provides the best performance writing surface being scratch and stain resistant and comes with a 25 year life time guarantee.

Recommended for high use situations.



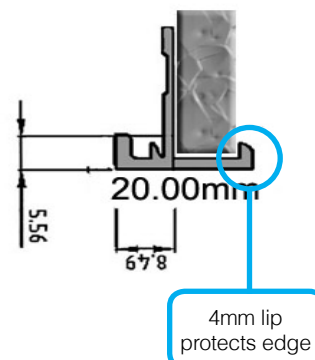
Code	Description	Size (mm)
LX8-9060	EDGE LX8000 Porcelain Whiteboard (Magnetic)	900 x 600
LX8-9090	EDGE LX8000 Porcelain Whiteboard (Magnetic)	900 x 900
LX8-1290	EDGE LX8000 Porcelain Whiteboard (Magnetic)	1200 x 900
LX8-1212	EDGE LX8000 Porcelain Whiteboard (Magnetic)	1200 x 1190
LX8-1590	EDGE LX8000 Porcelain Whiteboard (Magnetic)	1500 x 900
LX8-1512	EDGE LX8000 Porcelain Whiteboard (Magnetic)	1500 x 1190
LX8-1890	EDGE LX8000 Porcelain Whiteboard (Magnetic)	1800 x 900
LX8-1812	EDGE LX8000 Porcelain Whiteboard (Magnetic)	1800 x 1190
LX8-2012	EDGE LX8000 Porcelain Whiteboard (Magnetic)	2000 x 1190
LX8-2112	EDGE LX8000 Porcelain Whiteboard (Magnetic)	2100 x 1190
LX8-2412	EDGE LX8000 Porcelain Whiteboard (Magnetic)	2400 x 1190
LX8-3012	EDGE LX8000 Porcelain Whiteboard (Magnetic)	3000 x 1190

Custom sizes made to order

Magnetic Pen Tray

Strong magnetic pen tray with deep channel. Highly versatile. Place anywhere you like - great for magnetic flip chart boards

Code	Description
VRD1890-PL	Magnetic Pen Tray White - 600mm removable



Don't just paint the wall, create an inspiration space where ideas can come to life.



Powder Coated Frame - Pearl White or Black ... Aluminium Frame

The LX8000 EDGE aluminium frame can be powder coated in most colours to further enhance its slim frame line appeal with customer requirements. The coloured EDGE frame creates contrast - focal point aiding communication whilst blending with décor.

Custom sizes & colour made to order

Code	Description	Size (mm)
LX8-9060-C	EDGE LX8000 Porcelain Whiteboard Powder Coated Frame	900 x 600
LX8-9090-C	EDGE LX8000 Porcelain Whiteboard Powder Coated Frame	900 x 900
LX8-1290-C	EDGE LX8000 Porcelain Whiteboard Powder Coated Frame	1200 x 900
LX8-1212-C	EDGE LX8000 Porcelain Whiteboard Powder Coated Frame	1200 x 1190
LX8-1590-C	EDGE LX8000 Porcelain Whiteboard Powder Coated Frame	1500 x 900
LX8-1512-C	EDGE LX8000 Porcelain Whiteboard Powder Coated Frame	1500 x 1190
LX8-1890-C	EDGE LX8000 Porcelain Whiteboard Powder Coated Frame	1800 x 900
LX8-1812-C	EDGE LX8000 Porcelain Whiteboard Powder Coated Frame	1800 x 1190
LX8-2012-C	EDGE LX8000 Porcelain Whiteboard Powder Coated Frame	2000 x 1190
LX8-2112-C	EDGE LX8000 Porcelain Whiteboard Powder Coated Frame	2100 x 1190
LX8-2412-C	EDGE LX8000 Porcelain Whiteboard Powder Coated Frame	2400 x 1190
LX8-3012-C	EDGE LX8000 Porcelain Whiteboard Powder Coated Frame	3000 x 1190





Lumiere Magnetic Glass

Designed to blend seamlessly with any décor, the eco friendly brilliant white and ultra clear glass boards simply communicate, naturally. Visionchart 'Starphire' glass.




CONTEMPORARY – alternative to traditional whiteboards highlighted by the translucency and elegance of premium glass.

QUALITY – toughened safety glass, non-porous surface will not ghost or stain and works with standard dry-erase markers.

FRAMELESS – tempered glass is borderless to create clean lines, uncluttered and ultra modern appearance.

CHROME FIXTURES - float the board 20mm off the wall

STARPHIRE GLASS - is completely clear as most of the iron oxides have been removed. This helps eliminate any colour distortion



MAGNETIC GLASSBOARD - WHITE

Code	Size (mm)
VGB9060	900 x 600
VGB1260	1200 x 600
VGB1290	1200 x 900
VGB1590	1500 x 900
VGB1812	1800 x 1200
VGB2112	2100 x 1200
VGB2412	2400 x 1200

MAGNETIC GLASSBOARD - BLACK

Code	Size (mm)
VGB1260-B	1200 x 600
VGB1812-B	1800 x 1200

- Free pack of fluoro markers with each BLACK magnetic glassboard

FEATURES:

- Toughened 4mm Safety glass
- Polished edge
- Rounded corners
- Magnetic surface
- Includes clear acrylic pen tray
- Lifetime warranty on erasing surface
- Installation Service available



Clarion Magnetic Glassboard

- White glassboard supplied with Magnetic Eraser and Marker
- Black glassboard requires FLURO markers / eraser - sold separately
- Both colours supplied with wall fittings.
- Perspex penshelf is optional on both.

Code	Description / Size (mm)
VGC9060-W	Magnetic Glassboard 900x600mm WHITE
VGC9060-B	Magnetic Glassboard 900x600mm BLACK
GBTRAY-PLASTIC	Clear perspex pen tray - 500mm
EBBP	Fluro markers for glassboard (pk 4)



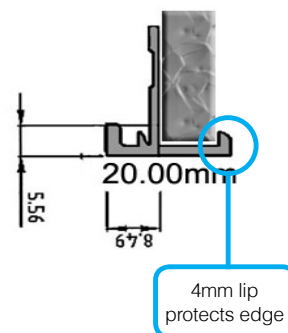
'Edge' Architectural Framed Glassboards



The Edge LX9000 slim frame Magnetic Glassboard provides a completely modern and sleek look to the office. With no holes in the glass and totally hidden fixtures the board is secured with reversible split batten system, allowing the board to be easily removed at any time.

- Boards can be mounted as specified either vertical or horizontal
- Glass is magnetic and goes right to the edge of the frame
- LX9000 frame comes in satin silver or white as standard
Powder coated frames are available on request.
- Glass projection board is ideal for boardrooms and meeting rooms

Code	Description	Size (mm)
LX9-1290	EDGE LX9000 Glassboard Architectural	1200 x 900
LX9-1812	EDGE LX9000 Glassboard Architectural	1800 x 1200



Projection Magnetic Glassboard

LX9-1812-P	EDGE LX9000 Glassboard Projection Magnetic	1800 x 1200
------------	--	-------------

Custom sizes made to order

LX9000 EDGE frame has a small 'lip' to cover the glass edge.

This is an architectural aluminium framed Magnetic Glassboard

Unlike our Lumiere Magnetic Glassboards there are no visible fixings

Standard LX9000 frame is in Satin Silver

White and Black powder coat can be supplied.





'Next' Mobile Magnetic Glass



NEW RELEASE - "Next" Mobile Magnetic Glass communication



Size 1790mm high x 1000mm wide - Magnetic Glass panel 1100x1000mm

- Boards can be mounted as specified either vertical or horizontal
- Glass surface is guaranteed stain free
- Chrome plate legs and aluminium frame with 90mm Locking castors
- Recycled PET pinboard panel (Dark Charcoal)
(1/3 Front panel, Full size reverse panel)

Code	Description	Size (mm)
VFS800	'Next' Mobile Magnetic Glass	1790 x 1000

Glassboards (a registered brand name of Visionchart Pty Ltd)

BONUS
PEN CUP AND PAPER TRAY



'Aspire' Vertical Sliding Whiteboard

NEW RELEASE - 'Aspire' Vertical Sliding Mobile

Ideal for younger audiences, disabilities etc
Write the question ... hide the answer.
More writing ... less space.

- 2 - 1200x900mm whiteboards
- Double sided—so 4 writing surfaces
- 2 surfaces are Porcelain
- 2 surfaces are commercial magnetic
- So easy to use .. boards glide up and down
- Strong steel stand, epoxy coated black
- Tested 10,000 times



Code	Description	Size (mm)
SMW800	Vertical Sliding Mobile	1200 x 900

www.okoffice.com.au - page 16




NEW RELEASE - 'Space' Mobile Glassboard - White or Clear

- Just like they have in CSI crime show
- Clear toughened glass—use both sides – Open communication
- Satin silver steel frame with locking castors
- Use standard markers or fluo paint markers
- Super strong magnets can be used to holder plans or paper
- Glass net weight: 23.5kg, frame Net weight: 10kg



Code	Description	Size (mm)
SCM1290	'Space' Mobile Glassboard - Clear	1210 x 855
SWM1290	'Space' Mobile Glassboard - White Magnetic	1210 x 855

Clear Glass



White Magnetic Glass



Custom Made Glassboards - STANDARD safety toughened glass



Non-Magnetic Glassboards are available in your choice of Deluxe designer colours


Highly suitable for meeting rooms, board rooms, restaurants, clubs and homes

6mm toughened glass with polished edges and rounded corners.

FITTINGS are supplied!

Sizes up to 1500x900mm have 4 holes and are supplied with 4 fittings.

Sizes 1500x1200mm or more have 6 holes with 6 fittings.



Code	Description	Size (mm)
GB02	Standard safety toughened coloured glassboard	900 x 600
GB03	Standard safety toughened coloured glassboard	900 x 900
GB04	Standard safety toughened coloured glassboard	900 x 1200
GB05	Standard safety toughened coloured glassboard	1200 x 1200
GB06	Standard safety toughened coloured glassboard	900 x 1500
GB07	Standard safety toughened coloured glassboard	1200 x 1500
GB08	Standard safety toughened coloured glassboard	900 x 1800
GB09	Standard safety toughened coloured glassboard	1200 x 1800
GB10	Standard safety toughened coloured glassboard	1200 x 2000
GB11	Standard safety toughened coloured glassboard	1200 x 2400


Accessories

GBPT50	500mm Pen Shelf - clear - with 2 wall fittings
--------	--

Custom sizes made to order



Custom Made Glassboards - STARPHIRE safety toughened glass



If a totally CLEAR glass is required ... we recommend Starphire glass (no green tinge).

Extremely accurate colour matching where necessary.

Standard glass has a slight green tinge (iron oxides) to it.

This slightly affects the colour particularly with plain white.

We recommend Starphire when colours must match

- Other sizes are available, please call us
- Freight charges apply due to the sensitive nature of glass
- Made to Order items are non-returnable



Code	Description	Size (mm)
GB02S	STARPHIRE safety toughened clear glassboard	900 x 600
GB03S	STARPHIRE safety toughened clear glassboard	900 x 900
GB04S	STARPHIRE safety toughened clear glassboard	900 x 1200
GB05S	STARPHIRE safety toughened clear glassboard	1200 x 1200
GB06S	STARPHIRE safety toughened clear glassboard	900 x 1500
GB07S	STARPHIRE safety toughened clear glassboard	1200 x 1500
GB08S	STARPHIRE safety toughened clear glassboard	900 x 1800
GB09S	STARPHIRE safety toughened clear glassboard	1200 x 1800
GB10S	STARPHIRE safety toughened clear glassboard	1200 x 2000
GB11S	STARPHIRE safety toughened clear glassboard	1200 x 2400
Accessories		
GBPT50	500mm Pen Shelf - clear - with 2 wall fittings	

Custom sizes made to order

Perpetual Planner



Perpetual yearly planner magnetic whiteboard. Organisation at a glance.
Laminated surface with 1 year warranty

Supplied with:

- 12x magnetic 1-31 date strips
- 10x Public holiday magnetic strips
- 2x fine point erasable markers
- Magic Wipe micro fibre cleaning cloth

Code	Description	Size (mm)
VDP001	Perpetual Planner	1200 x 1200
VDP002	Perpetual Planner	1500 x 1200
VDP003	Perpetual Planner	2400 x 1200




School Planner 4 term

No school can be without one. 4 school terms divided into 11 weeks.
Laminated graphic surface with permanent lines. 3 Sizes available

Supplied with:

- 2 x Finepoint erasable markers
- Magic Wipe cleaning cloth

Code	Description	Size (mm)
VDT001	School Planner 4 term	1200 x 900
VDT002	School Planner 4 term	1500 x 1200
VDT003	School Planner 4 term	2400 x 1200




Staff Status Board

Ideal for every busy workplace or staff roster system.
Available in 3 different sizes.

Supplied with:

- Magnetic marker buttons
- Black adhesive letters/nos
- Bonus black marker
- White magnetic name blocks

Code	Description	Size (mm)
VSB010	Staff Status Board	10 Name Board 317x615
VSB020	Staff Status Board	20 Name Board 527x615
VSB030	Staff Status Board	30 Name Board 737x615



Deluxe Staff Board


Executive model with grey groove felt and silver frame

Supplied with:

- 10 name board with 1 pack of white 15mm letters
- 20 name board with 2 packs of white 15mm letters
- 15mm Silver magnets also included
- Changeable names, In/Out, 9am-5pm & Comments columns

** See page X for groove.

Code	Description	Size (mm)
EXSB10	Deluxe Staff Board	10 Name board 705x300
EXSB20	Deluxe Staff Board	20 Name board 705x600



Term planner

Single school term divided into daily/weekly intervals for quick and easy reference. Laminated graphic surface

Supplied with

- 2x Finepoint erasable markers
- Magic Wipe cleaning cloth

Code	Description	Size (mm)
VDT100	Term planner	1200 x 900



Music Planner

Permanently ruled with 4 music staves. Magnetic porcelain surface can be wall mounted or mobile by using a Mobile Stand

Code	Size (mm)
VMB1212	1200 x 1200
VMB1512	1500 x 1200
VMB1812	1800 x 1200
VMB2412	2400 x 1200

MOBILE Music Board


One side is Music Board .. other is plain porcelain whiteboard

Code	Size (mm)
VM1812-M	1800 x 1200

Deluxe Perpetual MONTH Planner

Stylish aluminium frame with rounded corners and hangers supplied. Permanent graphics never rub off - & days a week .. The surface is magnetic and the monthly planner that is perpetual .. so it can be re-used every month for specific activities.

Code	Description	Size (mm)
VMP100	Deluxe Perpetual MONTH Planner	1200 x 900



Magnetic Glass YEAR Planner

Executive Year Planner in super clear Starphire magnetic glass finish. Writing is permanent and printed underneath the glass. Surface never stains. Even use permanent markers with no ill effect. 20mm from the wall mounting ... the Magnetic Glass planner simply floats off the wall. A real conversation item .. but with amazing lifetime warranty.

Code	Description	Size (mm)
VGP1290	Magnetic Glass YEAR Planner	1200x900



Mobile Chilli

GOOD - Our economy mobile whiteboard that enables you to compete but still offer quality.

- 2 year surface warranty.
- Steel stand with locking castors

Code	Description	Size (mm)
3051.1825	Mobile Chilli whiteboard	1200 x 900
3051.1850	Mobile Chilli whiteboard	1500 x 900
3051.1865	Mobile Chilli whiteboard	1500 x 1200
3051.1875	Mobile Chilli whiteboard	1800 x 900
3051.1885	Mobile Chilli whiteboard	1800 x 1200

Unique locking handle →



← Unique locking handle

Mobile Corporate

BETTER - Stylish corporate look with quality magnetic whiteboard surface. Tubular steel construction in Pearl Silver powder coated finish. Unique locking mechanism, strong lockable castors. 8 year surface warranty.

Code	Description	Size (mm)
VM1290	Mobile Corporate magnetic whiteboard	1200 x 900
VM1590	Mobile Corporate magnetic whiteboard	1500 x 900
VM1512	Mobile Corporate magnetic whiteboard	1500 x 1200
VM1812	Mobile Corporate magnetic whiteboard	1800 x 1200



Mobile Porcelain

THE BEST - Magnetic Porcelain mobile whiteboard with unrivalled surface guarantee of 25 years. Ideal for heavy users.

Code	Description	Size (mm)
VM1290-P	Mobile Porcelain magnetic whiteboard PIVOTING	1200 x 900
VM1212-P	Mobile Porcelain magnetic whiteboard PIVOTING	1200 x 1200
VM1512-P	Mobile Porcelain magnetic whiteboard PIVOTING	1500 x 1200
VM1812-P	Mobile Porcelain magnetic whiteboard PIVOTING	1800 x 1200



← Unique locking handle



← Unique locking handle

Mobile Combo

UNIQUE - Whiteboard one side, grey felt board the other. Versatile and practical - ideal solution for primary schools, early education, anywhere you need to hang posters and use a whiteboard. Saves wall space.

Code	Description	Size (mm)
VM1290C	Mobile Combo magnetic whiteboard	1200 x 900
VM1512C	Mobile Combo magnetic whiteboard	1500 x 1200



Flipchart Standard

Our most popular flipchart tripod stand with magnetic whiteboard surface. Comes with bonus 20 page flip chart pad, 4 pack pens, and magnetic whiteboard eraser. Optional carry bag available.

Code	Description	Size (mm)
VFC001	Flipchart Standard	1035 x 670 (board)
VFC008	Carry Bag	




Flipchart Deluxe



Deluxe flipchart stand on single support and castor wheels. Easily manoeuvred around room, lockable wheels and height adjustable. Extends from 1550 to 1920mm

Code	Description	Size (mm)
VFC002	Flipchart Deluxe	-



See page 27 for flipchart Pads

Magnetic Glass Flipchart

NEW

Magnetic Glass flipchart stand on single support and castor wheels. Easily manoeuvred around room, lockable wheels and height adjustable. Extends from 1550 to 1920mm

Code	Description	Size (mm)
VFC003	Flipchart Universal	862 x 660 (board)
VFC008	Carry Bag	

See page 27 for flipchart Pads



Flipchart Universal

For presentations on the go - our portable flipchart and whiteboard stand. Will adjust height to stand on floor or desk top. Folds down into compact size for easy transport. Optional carry bag available.

Code	Size (mm)
VFC003	Flipchart Universal 862 x 660 (board)
VFC008	Carry Bag




Easel



Portable light weight aluminium tripod easel perfect for supporting board and presentation materials. Height adjustable legs. Easy fold for storage and transport.

- Aluminium Easel - lightweight to 1.6mts
- Accepts up to 1200 x 900mm board.
- Includes BONUS carry bag
- Recommended for holding lighter boards only.

Code	Description	Size (mm)
VEA001	Easel	Accepts up to 900 x 900 board



Adjustable Easel

Mobile Easel suitable for larger boards up to 20mm thick . Versatile can be whiteboard or pin board. Adjustable width. Great for schools and conference centres

- Height adjustable and width adjustable as well.
- Any wall mounted board from 1200x900 to 2400x1200mm can be turned it into a Mobile board !
- Any listed board works with the VB0010 up to 20mm thick

Code	Description	Size (mm)
VB0010	Adjustable Easel	Mobile Easel - Adjustable

Lectern

Professional and stylish lectern. Comes with detachable LED light (no wires). Locking castors (removable), black powder coated. Bonus white magnetic sheet supplied for logos.

Comes flat packed for easy transport, total weight 17.8Kg

Height is 1205mm. Top shelf 600x400mm

Code	Description
VL0001	Professional style Lectern - black



Cabinet Whiteboard Communicate

Spacesaver whiteboard, hinged doors with double sided whiteboard panels. Magnetic surface on inside, non-magnetic surface on outside. Can also be used for uncovering pre-prepared work, or covering confidential information. Lockable, saves wall space.

Code	Description	Size (mm)
VCAB9060	Cabinet whiteboard	900x600 Closed, 1800x600 Open
VCAB1290	Cabinet whiteboard	1200x900 Closed, 2400x900 Open



Blackboard Porcelain

Black board writing surface ideal for education and restaurants. Also available with A Frame pavement stands. Standard sizes or made to measure.

Code	Description	Size (mm)
VBB9060	Blackboard	900 x 600
VBB1290	Blackboard	1200 x 900
VBB1590	Blackboard	1500 x 900
VBB1812	Blackboard	1800 x 1200
VBB2412	Blackboard	2400 x 1200


Blackboard - Timber A Frame .. Magnetic surface !

Supplied with 6 black magnets and a FREE pack of 4 Fluoro markers

Code	Description and Sizes (mm)
VAF001	990 x 600 Overall Size A Frame 730 x 530 writing area 2 sided 35 x 18 'mahogany' style timber frame
VBT001	900 x 595 Wall Mounted Blackboard 835 x 530 writing area Portrait or Landscape 35 x 14 'mahogany' style timber frame
EBBP	Pack of 4 Fluoro Markers



Made to order
7 to 10 Days



Whiteboard Accessories

Magnetic Eraser

High quality magnetic eraser - will not scratch w/board surface, made in Japan

Code	Description
VA0002	Magnetic Whiteboard Eraser - Soft Foam



Magic Wipe

Microfibre cleaning cloth - no need for chemicals, reusable - better environment

Code	Description
VA0010	'Magi Wipe Microfibre Cleaning Cloth



Whiteboard Starter Kit

Contains Cleaning fluid, Magnetsx5, Eraser, 4xmarkers,+ Bonus 5xCleaning Cloths

Code	Description
VA0009	'ClearVision' Whiteboard Starter Kit



Cleaning Fluid- Pump Action

Perfect for heavy duty whiteboard cleaning

Code	Description
VA0012	Whiteboard Cleaning Fluid Pump Pak 250MI



Whiteboard & Glass Board Markers

Window markers

Perfect for BOLD writing on all Glassboards

High contrast on BLACK Glasboards

- pack 4 assorted fluoro colours


Whiteboard dry erase markers

Perfect for BOLD writing on all Glassboards

High contrast on BLACK Glasboards

- pack 4 assorted fluoro colours

Code	Description
VA0015	Whiteboard Markers - Pack of 4 asstd - Bullet Pt
VA0016	Whiteboard Markers - Pack of 3 asstd - Bullet Pt
EBBP	Fluoro markers for glassboards or windows (pk of 4)



Magnetic Pen Tray

Strong magnetic pen tray with deep channel. Highly versatile
Place anywhere you like - great for magnetic flip chart boards



Code	Description
VRD1890-PL	Magnetic Pen Tray White - 600mm removable

Magnetic Flipchart Bar

Strong magnetic channel - allow you to hang flipchart pads onto any magnetic whiteboard. Suitable for most flipchart pads with holes.
Use with VFP20G – 20 page pad only.



NEW

Code	Description
VA0020	Magnetic flipchart bar - 600mm

Flipchart Pads


Flip chart pads - New thicker semi gloss paper to prevent marker ink bleed through. Sheets are perforated at top for easy removal. Will suit most flipcharts.
Minimum buy is a pack of 5. Size : 810 x 580mm

Code	Description
VFP20G	20 Page - 80gsm
VFP40G	40 Page - 80gsm



Magnetic Strips And Adhesive Lining Tape

Code	Description
MAG2	Magnetic Strip - 1000 x 20mm - white Price per Metre
MAG5	Magnetic Strip - 1000 x 50mm - white Price per Metre
MAGA4	Magnetic Sheet - WHITE - A4
VA0007	Lining Tape - Adhesive 1.5mm Black x 13 metre roll
VA0008	Lining Tape - Adhesive 3mm Black x 13 metre roll



Grip Strips

Ideal for workstations and whiteboards - don't lose your notes - no pins or clips
Black aluminium channel strip that will firmly grip and hold any sheet of paper - will not blow away

Code	Description
GS1	300mm Grip Strip
GS2	600mm Grip Strip
GS3	850mm Grip Strip
GS4	1000mm Grip Strip



Super Magnets For Glassboard

Code	Description
X-MGP2010B	Super Magnets 20mm BLACK Pack 6
X-MGP2010W	Super Magnets 20mm WHITE Pack 6

Communicate - Communication Room Dividers



Functional and very versatile room dividers. Create any workspace, meeting area required. Units can be linked together, form any shape. Link as many units as you like.

Available in either Double sided - Magnetic whiteboard one side, Charcoal pinnable fabric board the other or Double sided - Magnetic whiteboard

Large lockable 90mm castors

Supplied with 2 adjustable flipchart hooks & magnetic pen holder.

Code	Description	Size (mm)
VRD1890	Communicate Room Divider - Whiteboard / Charcoal Pinnable	1800 x 900
VRD1890-WW	Communicate Room Divider- Double Sided Whiteboard	1800 x 900
VRD1890C	Room Divider - Connector Kit (joins 2 together)	
VRD91-BT	Magnetic Book Shelf (black)	910 length



Element Architectural Mobile Communications



A new range of Architectural mobile stands
Frames are satin silver
Locking castors
Can hold boards single or double sided
Add your choice of communication board to stand
Glass, Magnetic Glass, Echo panel, Pinboard, Krommenie Board

Code	Description	Suite to Size
VGM1290	ELEMENT Mobile Stand.	1200x1200
VGM1590	ELEMENT Mobile Stand.	1500x1200
VGM1812	ELEMENT Mobile Stand.	1800x1200
VGM2012	ELEMENT Mobile Stand	2000x1200

** Fittings are front facing (NOT CONCEALED)
** Frame is our standard 16x16mm (NOT EDGE)



Modular Wave Screen



Create stylish privacy in seconds with the new modular screen system. Made from a light bronze tinted ribbed polycarbonate, filtered light is able to past through to brighten work areas but still provides functional privacy.

Join as many straight and curved panels together to create flexible work spaces. These screens allow you to create not only straight and L shape partition but also unique wave, curved and even circular walls and room dividers.

- Screen size (H)1603mm x (W)806mm
- Powder coated steel frame
- Each screen weighs approximately 10kg.

Code	Description	Size
VW1680	Modular Wave Screen Curved	600x800Wx400D
VW1680-S	Modular Wave Screen Straight	1600x800Wx400D

Strong magnets are incorporated into the frame which securely hold panels together without the need for any screws and totally eliminating any gaps.



Modular Display/ Presentation Panels

Popular folding display system lightweight panels that are PVC framed. Ideal for portable marketing trade shows and training. Middle panel is 900x600mm and the two wings are 600x450mm. Plastic clip attachments allow 3 panels to be connected vertically to become 6 panels. 1 side is blue felt and the reverse is grey felt - pinnable and will accept velcro.

Code	Description and Size (mm)
DP1860	3 Panel Desktop Presentation Modules - becomes 1800 x 600
DP1860-H	Header Panel - 900 x 250. Clips onto MDP1860



Juice Boards

Bright colours that visually stimulate and create interest.

Juiceboards are available in 3 colour : Watermelon, Lime and Peach. One size : 800x600mm

Supplied with push pins and shrink wrapped. Quality wool felt surface over Enviro friendly 8mm Bioboard backing. Can be used landscape or Portrait. Mix n Match to create a fun and useful communication wall.

Code	Description	Size (mm)
VJ8060-L	Juice Board Lime	800 x 600
VJ8060-P	Juice Board Peach	800 x 600
VJ8060-W	Juice Board Watermelon	800 x 600




Cork Boards

The natural tones of cork suit any office or home décor. 100% natural cork over bioboard provides an environmentally friendly product. Aluminium frame with stylish corners and concealed wall fixings

Code	Description	Size (mm)
VC9060	Cork Board Aluminium Frame	900 x 600
VC9090	Cork Board Aluminium Frame	900 x 900
VC1290	Cork Board Aluminium Frame	1200 x 900
VC1212	Cork Board Aluminium Frame	1200 x 1200
VC1590	Cork Board Aluminium Frame	1500 x 900
VC1512	Cork Board Aluminium Frame	1500 x 1200
VC1812	Cork Board Aluminium Frame	1800 x 1200
VC2412	Cork Board Aluminium Frame	2400 x 1200



Felt Boards



Quality wool felt over bioboard with aluminium frame. Mounts through the corner with fixtures supplied.

- Standard colours : Royal Blue and Grey
- Additional felt colours add 30%
- 7 standard sizes
- For 1 off special sizes go to next largest and add \$20
- For 3 boards or more - next largest size price

Code	Description	Size (mm)
VF9060D	Felt Board Royal Blue	900 x 600
VF9060L	Felt Board Grey	900 x 600
VF9090D	Felt Board Royal Blue	900 x 900
VF9090L	Felt Board Grey	900 x 900
VF1290D	Felt Board Royal Blue	1200 x 900
VF1290L	Felt Board Grey	1200 x 900
VF1590D	Felt Board Royal Blue	1500 x 900
VF1590L	Felt Board Grey	1500 x 900
VF1512D	Felt Board Royal Blue	1500 x 1200
VF1512L	Felt Board Grey	1500 x 1200
VF1812D	Felt Board Royal Blue	1800 x 1200
VF1812L	Felt Board Grey	1800 x 1200
VF2412D	Felt Board Royal Blue	2400 x 1200
VF2412L	Felt Board Grey	2400 x 1200

Super Tough Pinboards

Super tough environmentally friendly pinboard.

- Takes any hard use - even accepts velcro
- Made from marine carpet
- Surface is even scrubbable
- Perfect for schools or industrial locations
- Special sizes can be made to order
- 5 year warranty



Colour is Laurel

Code	Description	Size (mm)
VMC9060	Super Tough Pinboard	900 x 600
VMC1290	Super Tough Pinboard	1200 x 900
VMC1590	Super Tough Pinboard	1500 x 900
VMC1512	Super Tough Pinboard	1500 x 1200
VMC1890	Super Tough Pinboard	1800 x 900
VMC1812	Super Tough Pinboard	1800 x 1200
VMC2412	Super Tough Pinboard	2400 x 1200




Smooth Velour Pinboards

Hi quality smooth VELOUR boards. Low maintenance, ideal for office or classroom. Non allergenic 100% recyclable. Accepts velcro. Supplied with aluminium frame and wall fixtures.

- Can be mounted portrait or landscape.
- Over 20 colours and special size orders available.
- Australian Made

Code	Description	Size (mm)
PRE0425	Smooth Velour Pinboard	900 x 600
PRE0428	Smooth Velour Pinboard	900 x 900
PRE0441	Smooth Velour Pinboard	1200 x 900
PRE0452	Smooth Velour Pinboard	1200 x 1200
PRE0461	Smooth Velour Pinboard	1500 x 900
PRE0460	Smooth Velour Pinboard	1500 x 1200
PRE0469	Smooth Velour Pinboard	1800 x 900
PRE0468	Smooth Velour Pinboard	1800 x 1200
PRE0476	Smooth Velour Pinboard	2400 x 1200
PRE0484	Smooth Velour Pinboard	3000 x 1200

Special sizes can be made to order



Frontrunner Ribbed Pinboards



Frontrunner RIBBED fabric boards. Made from soft feel polyester and nylon. Product has excellent fire retardant and acoustic properties. Perfect for offices and staff rooms.

- Made to order - non returnable
- Australian Made

Code	Description	Size (mm)
FR0425S	Frontrunner Ribbed Pinboard	900 x 600
FR0428S	Frontrunner Ribbed Pinboard	900 x 900
FR0441S	Frontrunner Ribbed Pinboard	1200 x 900
FR0452S	Frontrunner Ribbed Pinboard	1200 x 1200
FR0461S	Frontrunner Ribbed Pinboard	1500 x 900
FR0460S	Frontrunner Ribbed Pinboard	1500 x 1200
FR0469S	Frontrunner Ribbed Pinboard	1800 x 900
FR0468S	Frontrunner Ribbed Pinboard	1800 x 1200
FR0476S	Frontrunner Ribbed Pinboard	2400 x 1200
FR0484S	Frontrunner Ribbed Pinboard	3000 x 1200

Unframed Wrapped Pinboards

Our highly popular unframed WRAPPED over the edge pin boards. No aluminium frame. Available in smooth velour. Secured to our environmentally friendly 12mm bioboard backing.

- Available in large range of colours
- 9 standard sizes
- Special sizes to order
- Australian Made

Code	Description	Size (mm)
UFF9060	Unframed Wrapped Pinboard	900x600
UFF9090	Unframed Wrapped Pinboard	900x900
UFF1290	Unframed Wrapped Pinboard	1200x900
UFF1212	Unframed Wrapped Pinboard	1200x1200
UFF1590	Unframed Wrapped Pinboard	1500x900
UFF1512	Unframed Wrapped Pinboard	1500x1200
UFF1890	Unframed Wrapped Pinboard	1800x900
UFF1812	Unframed Wrapped Pinboard	1800x1200
UFF2412	Unframed Wrapped Pinboard	2400x1200

www.okoffice.com.au - page 32




Unframed Wrapped Suzette Pinboards



Suzette is of the most popular fabrics used in work screens, boards and workstations. It is a general commercial grade upholstery fabric available in a huge range of colours.

- Flammability AS1530.3 & AS3837
- Operates to ISO 14001 standard
- Recycle at end of life
- Australian Made
- Thickness 12mm

Code	Description	Size (mm)
UFSZ9060	Unframed Wrapped Suzette Pinboard	900x600
UFSZ9090	Unframed Wrapped Suzette Pinboard	900x900
UFSZ1290	Unframed Wrapped Suzette Pinboard	1200x900
UFSZ1590	Unframed Wrapped Suzette Pinboard	1500x900
UFSZ1520	Unframed Wrapped Suzette Pinboard	1500x1200
UFSZ1890	Unframed Wrapped Suzette Pinboard	1800x900
UFSZ1812	Unframed Wrapped Suzette Pinboard	1800x1200
UFSZ2412	Unframed Wrapped Suzette Pinboard	2400x1200




Escribe Frame - Acoustica Pinboards

Unique to Visionchart

Acoustica made from 100% recycled Australian tyres.

- Great sound absorption properties, flame resistant.

- 5 Standard sizes
- Colour - speckled black
- Green Star certified
- Australian Made



Code	Description	Size (mm)
ES1290-A	Escribe Frame - Acoustica Pinboard	1200 x 900
ES1212-A	Escribe Frame - Acoustica Pinboard	1200 x 1200
ES1512-A	Escribe Frame - Acoustica Pinboard	1500 x 1200
ES1812-A	Escribe Frame - Acoustica Pinboard	1800 x 1200
ES2012-A	Escribe Frame - Acoustica Pinboard	2000 x 1200



Standard Aluminium frame - Krommenie

Krommenie pinboards with aluminium frame

Rounded corners & concealed fittings

Self healing pin holes

Krommenie is GECA certified

10 Standard Sizes

12 Krommenie colours available



Code	Description	Size (mm)
KR0425	Standard Aluminium frame - Krommenie	900 x 600
KR0428	Standard Aluminium frame - Krommenie	900 x 900
KR0441	Standard Aluminium frame - Krommenie	1200 x 900
KR0452	Standard Aluminium frame - Krommenie	1200 x 1200
KR0461	Standard Aluminium frame - Krommenie	1500 x 900
KR0460	Standard Aluminium frame - Krommenie	1500 x 1200
KR0469	Standard Aluminium frame - Krommenie	1800 x 900
KR0468	Standard Aluminium frame - Krommenie	1800 x 1200
KR0476	Standard Aluminium frame - Krommenie	2400 x 1200
KR0484	Standard Aluminium Mitred frame - Krommenie	3000 x 1200



Escribe Frame - Krommenie



When your notices need to stand out Escribe deluxe framed Krommenie boards are the answer.

The satin silver aluminium frame is 45mm face with 22mm deep

Moulded black corners and side frames.

Self healing pin holes


Krommenie is GECA certified

Australian Made



Code	Description	Size (mm)
KR1290-E	Escribe Frame - Krommenie	1200 x 900
KR1212-E	Escribe Frame - Krommenie	1200 x 1200
KR1512-E	Escribe Frame - Krommenie	1500 x 1200
KR1812-E	Escribe Frame - Krommenie	1800 x 1200
KR2412-E	Escribe Frame - Krommenie	2400 x 1200

Our most popular colours:



BB2067 BB2162 BB2166 BB2182 BB2185 BB2186 BB2203 BB2187 BB2201 BB2204 BB2202 BB2205

New Magnetic Fabric Board



Magnetic Fabric Board

- Supplied in our LX7000 Architectural aluminium frame with no visible fittings.
- The pinboard requires no pins .. so it's ideal for educational, hospital and corrective service environments
- Very safe ... and attractive, just use magnets to hold your message
- The fabric is available in a range of over 50 colours in Suzette.

Code	Description	Size (mm)
LX7-9060-MF	Magnetic Fabric Board	900 x 600
LX7-9090-MF	Magnetic Fabric Board	900 x 900
LX7-1290-MF	Magnetic Fabric Board	1200 x 900
LX7-1212-MF	Magnetic Fabric Board	1200 x 1200
LX7-1590-MF	Magnetic Fabric Board	1500 x 900
LX7-1520-MF	Magnetic Fabric Board	1500 x 1200
LX7-1890-MF	Magnetic Fabric Board	1800 x 900
LX7-1820-MF	Magnetic Fabric Board	1800 x 1200
LX7-2120-MF	Magnetic Fabric Board	2100 x 1200
LX7-2412-MF	Magnetic Fabric Board	2400 x 1200
LX7-3012-MF	Magnetic Fabric Board	3000 x 1200

'EDGE' Architectural Framed Krommenie Pinboards

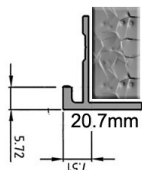
Designer Range - EDGE LX7000 Pinboards Architectural

A complimentary range of Architectural Pinboards to go with our Architectural Whiteboards see page 7


12 Krommenie colours available

25 year warranty on Krommenie


LX7000 frame has a depth from wall of 20.7mm



Code	Description	Size (mm)
LX7-9060-K	EDGE LX7000 Pinboards Architectural	900 x 600
LX7-9090-K	EDGE LX7000 Pinboards Architectural	900 x 900
LX7-1290-K	EDGE LX7000 Pinboards Architectural	1200 x 900
LX7-1212-K	EDGE LX7000 Pinboards Architectural	1200 x 1200
LX7-1590-K	EDGE LX7000 Pinboards Architectural	1500 x 900
LX7-1512-K	EDGE LX7000 Pinboards Architectural	1500 x 1200
LX7-1890-K	EDGE LX7000 Pinboards Architectural	1800 x 900
LX7-1812-K	EDGE LX7000 Pinboards Architectural	1800 x 1200
LX7-2012-K	EDGE LX7000 Pinboards Architectural	2000 x 1200
LX7-2112-K	EDGE LX7000 Pinboards Architectural	2100 x 1200
LX7-2412-K	EDGE LX7000 Pinboards Architectural	2400 x 1200
LX7-3012-K	EDGE LX7000 Pinboards Architectural	3000 x 1200



'EDGE' Architectural Framed - Fabric Pinboards



Visionchart EDGE LX7000 slim frame, fabric pinboard, we recommend pin board material with a strong weave like those used in workstation screens

Prices below are for:

Suzette - Laine Furnishings

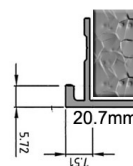
Add Code S

AUTEX - smooth velour fabric

Add Code A

RIM Trilogy -

Add Code R



Code	Description	Size (mm)
LX7-9060-S	Edge LX7000 Fabric Pinboards	900 x 600
LX7-9090-S	Edge LX7000 Fabric Pinboards	900 x 900
LX7-1290-S	Edge LX7000 Fabric Pinboards	1200 x 900
LX7-1212-S	Edge LX7000 Fabric Pinboards	1200 x 1200
LX7-1590-S	Edge LX7000 Fabric Pinboards	1500 x 900
LX7-1512-S	Edge LX7000 Fabric Pinboards	1500 x 1200
LX7-1890-S	Edge LX7000 Fabric Pinboards	1800 x 900
LX7-1812-S	Edge LX7000 Fabric Pinboards	1800 x 1200
LX7-2012-S	Edge LX7000 Fabric Pinboards	2000 x 1200
LX7-2112-S	Edge LX7000 Fabric Pinboards	2100 x 1200
LX7-2412-S	Edge LX7000 Fabric Pinboards	2400 x 1200
LX7-3012-S	Edge LX7000 Fabric Pinboards	3000 x 1200

'EDGE' Architectural - 'Echopanel' Fabric Pinboards



LX7000 EDGE Series - ECHOPANEL Fabric Pinboard

Echo Panel is a perfect environmentally friendly product for use in Pin Boards, Pinable walls, Acoustic panels, Screens and Workstations

It is manufactured from PET using 60% post consumer waste and is 100% recyclable.

Certified by Good Environmental Choice Australia, EchoPanel® can also secure maximum credits as an 'Eco Preferred Content' material under the Green Star rating tool administered by the Green Building Council of Australia

Combined with Visionchart EDGE LX7000 ultra slim frame you have all the benefits of sleek modern frame design, totally hidden wall fixture, ability to co-ordinate with whiteboards, glassboards or any other communication board product

***Echo Panel is available in many colours and patterns. Pricing below is for standard : Grey (442), Black (542) and White (500)

***Echo Panel is a brand of Woven Image. 2400 x 1200mm largest size in these colours. Other colours and patterns please Call Us.

Code	Description	Size (mm)
LX-9060-E	LX7000 EDGE ECHOPANEL Fabric Pinboard	900 x 600
LX7-1290-E	LX7000 EDGE ECHOPANEL Fabric Pinboard	1200 x 900
LX7-1212-E	LX7000 EDGE ECHOPANEL Fabric Pinboard	1200 x 1200
LX7-1590-E	LX7000 EDGE ECHOPANEL Fabric Pinboard	1500 x 900
LX7-1512-E	LX7000 EDGE ECHOPANEL Fabric Pinboard	1500 x 1200
LX7-1890-E	LX7000 EDGE ECHOPANEL Fabric Pinboard	1800 x 900
LX7-1812-E	LX7000 EDGE ECHOPANEL Fabric Pinboard	1800 x 1200
LX7-2012-E	LX7000 EDGE ECHOPANEL Fabric Pinboard	2000 x 1200
LX7-2112-E	LX7000 EDGE ECHOPANEL Fabric Pinboard	2100 x 1200
LX7-2412-E	LX7000 EDGE ECHOPANEL Fabric Pinboard	2390 x 1200




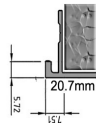
Grey 442



White 500



Black 542



'ELEMENT' Architectural MOBILE COMMUNICATION



For today's open plan and versatile workspace Visionchart's ELEMENT stands are the perfect match for Echo Panels, Whiteboards, Glassboards and all our Communication Board ranges

Reduce noise, add privacy, make it a communication wall - retain open plan and flexible room space with modern design Element Mobile Stand

**Prices below are for Stands. The cost of an L Frame Pinboard or Glassboard needs to be added.

NB: Front fixings are visible

Code	Description	Size (mm)
VGM1290	'ELEMENT' Architectural Mobile Communication	1200 x 1200
VGM1590	'ELEMENT' Architectural Mobile Communication	1500 x 1200
VGM1812	'ELEMENT' Architectural Mobile Communication	1800 x 1200
VGM2012	'ELEMENT' Architectural Mobile Communication	2000 x 1200

Echo Panel "RIPPLE" #2587 shown



Projection Screen Pull down



Quality brand pull down projection screen. High definition black borders. Non curl and mildew resistant - screen will remain straight. White all metal housing - brackets included.

Code	Description	Size (mm)
VP1515W	Projection Screen Pull down	1520 x 1520
VP1818W	Projection Screen Pull down	1780 x 1780
VP2121W	Projection Screen Pull down	2130 x 2130
VP2418W	Projection Screen Pull down	2440 x 1850



Projection Screen Tripod

Tripod projection screen with high quality matt white PVC screen. High definition black borders. Non curl and mildew resistant - screen will remain straight. Black tubular screen housing with sturdy black metal stand. Keystone adjustment and easy to use locking brackets.

Code	Description	Size (mm)
VP1515T	Projection Screen Tripod	1520 x 1520
VP1818T	Projection Screen Tripod	1780 x 1780
VP2418T	Projection Screen Tripod	2400 x 1800

Projection Screen Pull Up

Quality projection screen pull-up mechanism. Supplied in hard wearing metal carry case. Professional scissor -lift mechanism. Screen will remain wrinkle free.


Code	Description	Size (mm)
VP1515P	Projection Screen Pull Up	1520 x 800



Projection Screen Motorised

Ceiling or wall mounted motorised projection screens in 3 size configurations. Super quiet electric motor operation. Each screen is supplied with an infrared remote control and wall bracket holder

Code	Description	Size (mm)
VP1818M	Projection Screen Motorised	1830 x 1830
VP2020M	Projection Screen Motorised	2000 x 2000
VP2418M	Projection Screen Motorised	2440 x 1830



Laser Pointer and Remotes

Non hazardous laser pointer with red beam, ideal for highlighting notes and points in presentations. Silver pen like design.

Code	Description
EL1001	Red
EL1001R	Battery replacment pack (3) and pen refill (2)

Projection Audio Visual Stands

- Height adjustment from 800-1200mm.
- Platform size is 380 x 430mm
- Maximum weight per platform is approx 10kgs

VT0001



VT0002



Code	Description
VT0001	Uno - Single pole AV trolley
VT0002	Duo -Twin pole AV/Laptop trolley

PLUS Electronic Copy Boards



- 2 screen COLOUR electronic copy board
- One touch COLOUR print
- One touch save to USB
- Simple to use - plug and play
- No software to install!

Inclusions:

- Ink Jet colour printer supplied
- Wall mount brackets

** Floor stand optional extra

Code	Description and Size (mm)	Size
M-18S	Plus ECB screen	1300 x 910
M-18W	Plus ECB screen	1800 x 910
N20FS	Plus ECB Floor Stand	
423142	Wall bracket for printer (optional)	



Magnetic



USB



PLUS Compact Small Office Copy Board



A more compact and slim electronic copy board suitable for executive offices or small meeting room space. Light enough to hang on office partitions and workstation – only 8.5KG. Highly portable - Make your meetings more productive and interactive. Colour print. Easy one touch image download to USB stick or laptop.

- Size 1143 W x 688 H x 63mm D without stand
- 2 Screens
- Wireless print capable & Wireless Inkjet printer included

Code	Description and Size (mm)
CR5	PLUS Compact Small Office Copyboard
CR5-FS	Mobile Stand to suit



EB-X03

Ideal Meeting Room Projector

- Offers essential business features at a cost-effective price
- Compact design, easy setup and exceptional image quality
- HDMI Connectivity, easy slide keystone correction
- Optional Wireless connection to your laptop and mobile device

Code	Description
EB-X03	2700 Lumens - XGA resolution

EB-X24

Big Performance

- Ensures stunning presentations with vibrant colour and sharp detail
- Easy set up with automatic vertical keystone correction
- HDMI Connectivity delivers digital video and audio with just one cable
- Optional Wireless connection to your laptop, smartphone and tablet

Code	Description
EB-X24	3500 Lumens - XGA resolution

EB-580

Classroom / Boardroom

- Minimal shadows and glare - ideal for use with interactive whiteboards
- Integrated wallmount included with extensive adjustability
- Broad Connectivity - HDMI, USB Display, PC Free slideshows, optional wireless
- 16W Built-in Speaker with the power to fill a classroom

Code	Description
EB-480	3200 Lumens - XGA Ultra Short Throw

EB-585Wi

Classroom / Boardroom

- 3300 lumen Interactive Projector UST (Ultra Short Throw)
- WXGA resolution (1280x800) 1 x 16w speaker

Code	Description
EB-585Wi	3300 Lumens - WXGA resolution Ultra Short Throw

ELPAP07

Classroom / Boardroom

- High speed wireless adapter plugs directly into select Epson Projectors
- Allows quick and easy access to LAN or peer to peer networks
- Compatible with PC or Mac
- Able to transmit audio

Code	Description
ELPAP07	Wireless LAN Connector module for Epson Projectors

All projectors supplied with bonus infrared remote control

Models and specifications can change, please call for latest information and pricing.



Projectors - Ceiling Mounts



- Ceiling Projector mount
- Suits all projectors

Code	Description
PJ-102	Standard 120mm extension
PJ-103	EXTRA 400mm extension

Notice Case 'NEO' - Hinged Door

European design and modern contoured shape

Satin silver aluminium frame, with grey moulded corners.

Suitable for internal .. and some external applications .. under awning.

The back of the case is sealed with an aluminium sheet as well .. for added protection.

Write on the whiteboard background .. or use magnets to easily secure notices.

- Lockable
- Concealed wall fixtures
- Depth from wall 33mm
- 6 Magnets included



Code	Description and Size (mm)	Size
TX6045	Neo Notice Case - supplied with 1 lock Internal message area is 545 x 395	600 x 450
TX9060	Neo Notice Case - supplied with 2 locks Internal message area is 845 x 545	900 x 600

Ask about our Mobile Stand to suit

Code	Description and Size (mm)	Size
CX4004	Double sided 'Snap' A Frame	A1



Snap Frames - Single Sided Poster Frames

Snap frame poster holders available in A4, A3, A2 and A1 sizes. Cases feature strong 25mm alloy frame with rounded light grey moulded corners. Glare free PVC clear front cover lenses helps protects artwork from harsh reflection and general wear. Easy to change inserts and perfect for presenting information with a smart professional look.

- Fantastic for offices to display important information or temporary notices
- Front opening with cover sheet
- Blister wrap package.
- Holes - are predrilled.

Code	Description
VQ0004	A4 Size Snap Frame - 360x270mm - 25mm frame
VQ0003	A3 Size Snap Frame - 480x360mm - 25mm frame
VQ0002	A2 Size Snap Frame - 655x480mm - 32mm frame
VQ0001	A1 Size Snap Frame - 900x655mm - 32mm frame
VQ0000	A0 Size Snap Frame - 1250x900mm - 32mm frame



Satin silver frame Australian Made

Sliding Door cases feature a 60x32mm aluminium frame

Clear safety glass 6.3mm sliding doors

Easy glide nylon ball bearing track mechanism

Key locking mechanism included

- ** Sensitive freight charge applies to this item**



Code	Description	Size (mm)
------	-------------	-----------

Cork - 6mm Bulletin Board Cork

SGCC1	Display Case Sliding Glass Door - Cork	1200 x 900
SGCC2	Display Case Sliding Glass Door - Cork	1500 x 900
SGCC3	Display Case Sliding Glass Door - Cork	1800 x 900
SGCC4	Display Case Sliding Glass Door - Cork	1800 x 1200
SGCC5	Display Case Sliding Glass Door - Cork	2400 x 1200

Felt

SGCF1	Display Case Sliding Glass Door - Felt	1200 x 900
SGCF2	Display Case Sliding Glass Door - Felt	1500 x 900
SGCF3	Display Case Sliding Glass Door - Felt	1800 x 900
SGCF4	Display Case Sliding Glass Door - Felt	1800 x 1200
SGCF5	Display Case Sliding Glass Door - Felt	2400 x 1200




Autex - Premium velour (Accepts velcro®)

SGCFR1	Display Case Sliding Glass Door - Autex	1200 x 900
SGCFR2	Display Case Sliding Glass Door - Autex	1500 x 900
SGCFR3	Display Case Sliding Glass Door - Autex	1800 x 900
SGCFR4	Display Case Sliding Glass Door - Autex	1800 x 1200
SGCFR5	Display Case Sliding Glass Door - Autex	2400 x 1200

Krommenie - 12 Colours

SGCK1	Display Case Sliding Glass Door - Krommenie	1200 x 900
SGCK2	Display Case Sliding Glass Door - Krommenie	1500 x 900
SGCK3	Display Case Sliding Glass Door - Krommenie	1800 x 900
SGCK4	Display Case Sliding Glass Door - Krommenie	1800 x 1200
SGCK5	Display Case Sliding Glass Door - Krommenie	2400 x 1200




TX Notice Cases - Weather Resistant



The ideal information display case for outdoor areas

- Unique water resistant design with internal rubber seal
- No visible hinges - internal pivoting design
- Aluminium frame in satin silver finish, 50mm face
- Back board in Bulletin board cork
- Magnetic whiteboard surface can also be supplied. Please add \$40 + gst
- For added integrity the back of each case is laminated

Code	Description	Size (mm)
TX6003	TX Notice Case cork background (4-A4's)	590 x 760
TX6002	TX Notice Case cork background (6-A4's)	590 x 1080
TX6001	TX Notice Case cork background (9-A4's)	820 x 1080
TX6000	TX Notice Case cork background (12-A4's)	1050 x 1080
TX1390	TX Notice Case cork background	1350 x 980



Anti tamper style and lockable

www.okoffice.com.au - page 44



Internal rubber gasket helps prevent moisture and dust inside cabinet

Product Specification Update

- All TX cases are now supplied with double weatherproofing. A black rubber gasket on the board frame and a clear gasket on the door frame. Double protection!
- All cases have a single lock with 2 keys provided.
- All metal stays have now been removed from TX Cases due to OH&S concerns that people were relying on the stays to remain in place on extreme windy days. On windy days we suggest that a 2nd person protects the door from inadvertently closing.
- Cork is a naturally grown substance, 100% environmentally friendly. From time to time minor colour variations will occur in the cork. This is no way voids the warranty or is cause for replacement.

Be Noticed - Hinged Door Notice Cases





Suitable for INDOOR use or under a suitable awning

- Silver frame has MITRED corners
- Black frame has rounded corners.
- Grey pinnable fabric
- Simple installation with reverse mounted aluminium battens
- Strong clear 3mm polycarbonate doors
- 48mm depth from the wall
- Mounting kit supplied
- Lockable security doors

For OUTDOOR cases see our TX range.



Code	Description	Size (mm)
BN-HDC-1290SL	Be Noticed Silver 2 Door	1220 x 915
BN-HDC-1890SL	Be Noticed Silver 3 Door	1830 x 915
BN-HDC-1812SL	Be Noticed Silver 3 Door	1830 x 1220
BN-HDC-1812BL	Be Noticed Black 3 Door	1830 x 1220



Lockable security doors



Silver frame has MITRED corners



Black frame has rounded corners.

Be Noticed - Sliding Door Notice Cases



Suitable for INDOOR use or under a suitable awning

- Supplied with 3mm safety glass with grooved finger slots for easy opening
- Self fitting lock and key
- Space between background and the glass is 24mm
- Mounting kit supplied
- Glass doors are pre-inserted into the frame .. ready to install
- Simple installation with reverse mounted aluminium battens



For OUTDOOR cases see our TX range.

Code	Size (mm)	Size (mm)
BN-SGC-1290SL	Be Noticed Silver 2 Door Grey pinnable fabric	1220 x 915
BN-SGC-1590SL	Be Noticed Silver 2 Door Grey pinnable fabric	1525 x 915
BN-SGC-1290SC	Be Noticed Silver 2 Door Cork	1220 x 915
BN-SGC-1590BC	Be Noticed Black 2 Door Cork	1525 x 915
BNSGC1812-SL	Be Noticed Silver 2 Door Grey pinnable fabric	1800 x 1200

Note: the 1800x1200 case this is a two man lift and separate delivery charge would apply.



Supplied with 3mm safety glass with grooved finger slots for easy opening



Self fitting lock and key



Cork



Grey pinnable fabric

Breakroom Table

Height Adjustable Table

Highly versatile and stylish table with all the health benefits of height adjustment from sitting to standing positions.

Unique pneumatic gas lift operation with foot release pedal tested to over 10,000 cycles.


Provides excellent stability and study platform. Use it as a meeting table during the day and as a drinks table in evening.

Great to socialise with work colleagues and quick informal stand up meetings

- Table Top 800mm in 18mm white melamine
- Height adjustable from 688 – 1058mm
- 40mm lockable castors
- Powder coated ivory steel stand
- 4 legs equal length

Code	Description
BRT800	Breakroom Meeting Table - Height Adjustable
BRT200	Height Adjustable mechanism from 670-1040mm H (No table top)

Please call for quantity buy discounts.



Lectern / Desk - Height Adjustable

Two tables in one and height adjustable. Lectern and Desk

Unique pneumatic gas lift operation with foot release pedal tested to over 10,000 cycles.

Table top can be tilted to various angle to provide a lectern that can be easily raise or lowered.

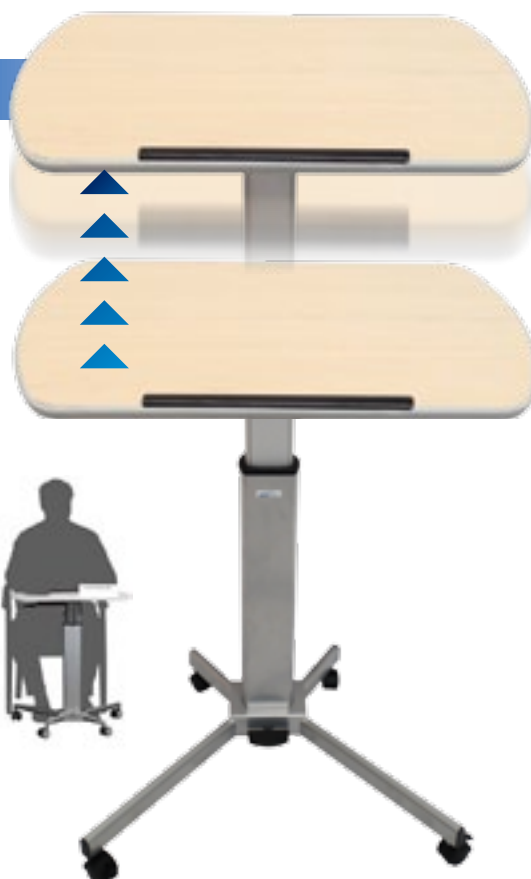
With table top flat it provides a perfect small desk for exams, note taking, registration desk or even for eating a meal in front of the TV!

Perfect for schools, educational facilities, conferences meeting rooms and functions

- NEW ! design with easy lift capacity
- Table Top section is 650 x 400mm
- Height adjustable from 750-1120mm
- 40mm lockable castors
- Powder coated satin silver steel stand

Code	Size (mm)
BRL100	650 W x 400 D x 750-1120 H

Please call for quantity buy discounts.



NEW RELEASE PRODUCTS

MODULO 'T' Legs

Fixed frame double sided pinboard.
Powder coated steel stand with 'snap in' fittings.
All Pinboards made with aluminium frame and in
Autex velour fabric velcro and pin receptive.


Sizing: (Height mm x Width mm)

Overall size: 1500 x 900 Pinboard Size: 1450 x 850

Overall size: 1500 x 1200 Pinboard Size: 1450 x 1150

Overall size: 1800 x 1000 Pinboard Size: 1750 x 950

Code	Colour	Size (mm)
MPB1590A-1	Lime	1500 x 900
MPB1590A-2	Sanz	1500 x 900
MPB1590A-3	Koala	1500 x 900
MPB1512A-1	Lime	1500 x 1200
MPB1512A-2	Sanz	1500 x 1200
MPB1512A-3	Koala	1500 x 1200
MPB1810A-1	Lime	1800 x 1000
MPB1810A-2	Sanz	1800 x 1000
MPB1810A-3	Koala	1800 x 1000



MODULO MOBILE Pinboard communication

Double sided pinnable screen available in stylish and Velcro® friendly Autex® smooth velour fabric.

Each stand features a tough powder coated finish with durable locking castors.

Overall size: 1895mm high x 1085mm wide x 50mm depth

Pinboard size: 1660mm high x 1020mm wide

Code	Colour	Size (mm)
MDP1810A-1	Lime	1800 x 1000
MDP1810A-2	Sanz	1800 x 1000
MDP1810A-3	Koala	1800 x 1000



CATEGORY	PRODUCT	PAGE
Whiteboard	Communicate	5
	Porcelain	5
	Escribe Porcelain	5
	Projection Porcelain	6
	Projection Escribe Porcelain	6
	Projection Edge	6
	Gemini Reversible	7
	Combi	7
	Classic Combo	7
	Edge LX7000	8
	Edge LX7000 Powder Coated	9
	Edge LX8000 Porcelain	10
	Edge LX8000 Porcelain Powder Coated	11
Glassboard	Lumiere Glassboard	12 - 13
	LX9000 Edge Frame	14 - 15
	Mobile Whiteboards and Glassboards	16 - 17
	Glassboard Coloured	18
	Glassboard Custom	19
Planner Boards	Perpetual Planner	20
	School Planner - 4 term	20
	Staff Status Board	20
	Staff Board Deluxe	20
	Term Planner	21
	Music Planner	21
	Custom Design	21
Mobile Whiteboard	Chilli	22
	Corporate	22
	Porcelain	22
	Combo	22
Flip Chart	Standard	23
	Deluxe	23
	Glass	23
	Universal	23
	Pads	27
Easel	Tripod	23
	Adjustable	24
Lectern	Professional	24
Cabinet Whiteboard	Communicate	25
Blackboard	Woodframe	25
	A - Frame	25
Accessories	Magnetic Eraser	26
	Magic Wipe	26
	Starter Kit	26
	Cleaning Fluid Pump	26
	Window Markers	26
	Whitebord Dry Erase Markers	26
	Magnetic Pen Tray	27
	Magnet Pen Cup	27
	Magnetic Flipchart Bar	27
	Magnetic Strips	27
	Adhesive Lining Tape	27
	Grip Strips	27

CATEGORY	PRODUCT	PAGE
Room Dividers	Communicate	28
	Element Architectural Stand - Glass	28
	Element Architectural Stand - Eco Panel	37
	Modular Wave Screen	29
Presentation Panel	Modular	29
Pin Boards	Juice Boards	30
	Cork Boards	31
	Felt Boards	31
	Super Tough	31
	Smooth Velour	32
	Frontrunner Ribbed	32
	Unframed Wrapped	32
	Unframed Wrapped Suzette	33
	Escribe Acoustica	33
	Krommenie Standard frame	34
	Krommenie Escribe frame	34
	Krommenie - EDGE LX7000	36
	Fabric - EDGE LX700	36
Echopanel	EDGE LX7000	37
	Element Stand	37
Projection Screens	Pull Down	38
	Tripod free standing	38
	Pull Up	38
	Motorised	39
Laser Pointer	Vision Laser Pointer	39
Electric Copy Boards	Plus	40
Projection	Audio Visual Stands	39
Projectors	Epson EB-X03	41
	Epson EB-X24	41
	Epson EB-580	41
	Epson EB-585Wi	41
	Epson ELPAP07	41
	Ceiling Mounts	41
Snap Frames		42
Notice Cases	Neo - Hinged	42
	Sliding Door Glass	43
	TX - Weather Resistant	44
	BeNoticed - Hinged Door	45
	BeNoticed - Sliding Door	46
Height Adjustable Tables	Breakroom Table	47
	Lectern / Desk	47
New Products	MODULO 'T' Legs	48
	MODULO Mobile Pinboard	48

IS DELIVERY ABOVE THE GROUND FLOOR?

If **YES** please understand the following

The OH&S policy of VISIONCHART require us to consider the health & safety of our employees when delivering / installing boards, particularly larger sizes.

LIFTS

For items to be delivered *above* the ground floor, we need to know if the goods will fit *into* a lift.

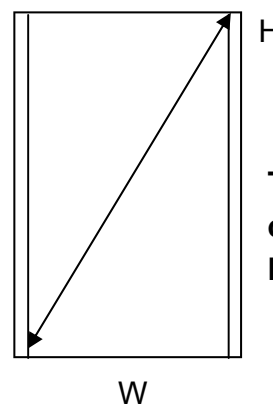
There may be space *WITHIN* the lift .. but if we cannot get the item through the lift doors .. then that particular delivery will probably be unable to occur.

The longest board (**including the outer carton**) that can go into a lift is the *diagonal* of the LIFT DOOR opening.

The diagonal can be calculated on any calculator :

$$\text{Diagonal Measurement} = \sqrt{H^2 + W^2}$$

If your customer needs a longer board, but is greater than the diagonal we can deliver to the ground floor. Once the goods are signed for as received in good condition we do not cover any credit for damages etc thereafter.



This indicates the opening for the LIFT DOORS

Fine Print - Please Read








- Unless specified in the original quote, the installation charge is done on the assumption that the delivery & installation can be effected by (1) person
- Visionchart will take reasonable care to complete the installation but will not be responsible for the movement of any office furniture & for any damage or scratches that may occur because the work space is not adequate to deliver the boards into a particular room or a restricted space in which to maneuver the board into position.
- Should there be an unreasonable time delay due to any of the above Visionchart reserve the right to raise an additional charge
- The installation of the board(s) is warranted against defects for a period of 90 days. Please notify us for any loose fittings or irregularities. Calls after this time will incur a call out inspection fee and/or a re-installation fee.

Person completing the form: _____ Signature: _____

Fax back to : 02 9725 2568 or Email to sales@visionchart.com.au

Installation Charges

Melbourne / Sydney / Brisbane Metro areas

										
Before pricing see information below	WRAPPED PINBOARDS	STANDARD FRAMED WHITE & PINBOARDS	EDGE FRAMED WHITE & PINBOARDS	MAGNETIC GLASS & CUSTOM GLASS	MOBILES & SCREENS	HINGED NOTICE DOOR CASES	SLIDING GLASS CASES			
Up to 1200 wide	\$35	\$35	\$40	\$45	\$45	\$45	\$45			
Up to 1800 wide	\$45	\$45	\$55	\$65	\$55	\$55	\$75			
Up to 2400 wide	\$65	\$60	\$75	2 person install \$160 - 2 VC people \$80 - 2nd person cust.				\$90		
Up to 3000 wide	\$80	\$80	2 person install \$180 - 2 VC people \$90 - 2nd person cust.	NOTE: "2 VC people".....if we provide the 2nd person				2 person install \$160 - 2 VC people \$80 - 2nd person cust.		
Up to 3600 wide	2 person install \$160 - 2 VC people \$80 - 2nd person cust.	2 person install \$160 - 2 VC people \$80 - 2nd person cust.	NOTE: "2nd person cust.".....if you or your customer provide the 2nd person							

- **BUTT JOINED** boards.....3 or more boards Plus \$ 10 per board
- Maximum waiting time 15min (Extra charge \$ 20 per 15 min)
- If Installation is CANCELLED when driver arrives additional fee of \$ 50 + gst applies (cancelled installation)
- 2nd person main role is to comply with OH&S to help lift the larger boards onto installation stands.

Terms and Conditions of Sale

Returns : All returns to Visionchart must first be authorised. Please phone us to obtain a Return Authorisation Number (RAN). If you have incorrectly ordered the goods (standard stocked items) a RAN must also be obtained and a 15% restocking fee will apply and any original freight charges will remain and not be credited (if they applied on the invoice). Note that no return or credit will be given for **'made to order' goods** (which includes special sizes, fabrics, frames, sliding door cases, hinged door cases etc and PLUS electronic whiteboards or Epson projectors). **IMPORTANT :** If the goods are deemed to be defective, you must notify **Visionchart within 7 days**. The purchaser has unreservedly agreed to accept the goods unless a claim is made within that 7 day period.

Delivery / Freight :

Your consignment must be checked upon arrival for correctness, quality and any signs of package abuse. Please note that if the outside of a package or parcel looks damaged, sign but state **'damaged' on the delivery paperwork as an added safeguard**. Alternatively refuse the goods stating damaged on the carriers paperwork. This is necessary due to the short period of time within which we have to claim against national carriers for damage in transit, therefore, your co-operation is in the very best interests of all. Remember, once you sign for the goods, it is a binding legal agreement that the goods have been received in good condition. We have no recourse to the transport company for damages once the goods have been signed for. In the event of goods damaged in transit, Visionchart philosophy is to operate a rapid replacement policy. However, we will request from you a 'Damage Assessment' form where you will be asked if you wish to keep the damaged goods (if minor damage) at a discount. We may also request an emailed image from you to verify as well. We will not enter into any claim for damages once the goods have been moved or on-forwarded from your warehouse

Large boards / Glassboard. Our OH&S rules state we must provide a safe workspace for delivery & installation and so with large boards it is at our discretion whether to provide a '2 man delivery'. A large standard board can be defined as being more than 2000x1200mm and a large glassboard more than 1800x1200mm. If so, extra delivery charges will be quoted to you.

Postage : For small items such as lettering and whiteboard accessories we may choose to send via Express Post. We do not send orders via 'standard' post due to no tracking on this method. Whenever postage applies there will be an invoiced postage amount. Postage charges are \$15 +gst for small packages and \$20 + gst for larger packages (these charges are at our discretion & judgement).

www.okoffice.com.au - page 52

Accounts : Visionchart retains title to all supplied items until paid for in full. If the customer is in default of payment Visionchart is entitled to uplift any goods supplied. Any goods supplied to a third party also remains Visionchart property until paid for in full. We reserve the right to decline delivery if your account is 60 days or older. Any orders you have with Visionchart may be placed on a 'hold' if your account is aged more than 60 days. We will endeavour to advise you of this when placing the order but we will not be held liable for any delays based on your non payment. Any payments via Visa or Mastercard attract a 2% surcharge and Amex is 3% (subject to changes applied by banks. To remain active, an account must have had at least 1 transaction within the last 6 months. If no trading activity has been recorded in this time the account may be placed on a credit card or 'COD' basis, until a trading history is re-established.

Liability : As usage of our products is outside our control, no warranties are offered or implied (other than those covered by legislation) - than to replace products which are found to be faulty with respect to workmanship and/or materials.

Visionchart accepts no responsibility for direct, indirect or consequential loss/damage of any kind resulting from the use or inability to use any of its products. The purchaser shall at all times ensure that each product is fit for the use to which it is to be put and the actual conditions of use are suitable. Incorrect use of any product (eg cleaning of whiteboards with abrasive materials etc .. will void any claim or warranty). The whiteboard warranty applies to the writing surface only. It does not cover misuse (deliberate or unintentional) which includes inappropriate cleaning methods, incorrect installation methods, dents, scratches or what we feel is inappropriate use. Ghosting on the whiteboard surface is not cause for a warranty claim as it is considered a possible 'normal' occurrence in commercial magnetic whiteboards. No responsibility is accepted for loss arising from an inability or delay in supply. Visionchart reserves the right to alter product specification at any time without notice. The contents of this catalogue are protected by copyright. No part of this catalogue may be reproduced, transmitted or stored in any form without the written permission from Visionchart P/L. Visionchart is not liable to be held responsible for any economic loss caused by changes to product specifications or pricing. All images remain the property of Visionchart. The contents of this pricelist are commercial in nature. Do not distribute this pricelist outside of your own organisation.